


Sizing


Make sure that you have the correct size Battcar system for your boat.

Maximum Sail Area		Maximum Boat Length	System
Monohull	Multihull		
1400 ft ² 130 m ²	1200 ft ² 111 m ²	80' 24 m	C

Parts List



HEADBOARD ASSEMBLY

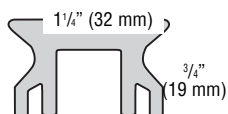


BATTCARS

Flat Battslide® fitting with threaded post is shown. You may have toggle attachment, round batten ends or SDA batten fittings (not included).

LUFF CARS

Luff cars not required if battens are close enough to support sail.
Plastic spacers go to sailmaker



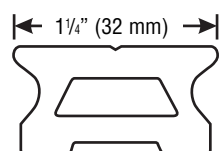
1816 Track: 6'9¹⁵/₁₆" (2.08 m) long track. Number of sections will vary according to luff length.

Make sure you have the correct size track. System C track is 1/4" (32 mm) wide.

Track for Drilling and Tapping


516/758/1847 Track: You must use 516/758/1847 track for drilling and tapping. Use 5/16" (8 mm) FH screws, not included.
Do not use 1816 open backed track for drilling and tapping the mast. This track must have the support of the mounting slugs.

See page 8 for mounting instructions.



MOUNTING KIT

One required for each track.



END KIT

One required for each system.