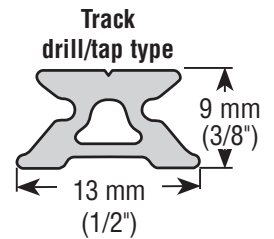
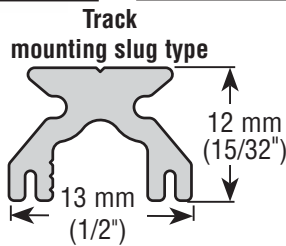








Batten cars without receptacle



Cars

Part No.	Description	Comments
3813	Headboard car	
3814	Slider intermediate car	If battens are close enough intermediate cars are not needed.
3815	CB intermediate car	If battens are close enough intermediate cars are not needed.
3816	Batten car	10 mm Threaded stud. Purchase batten receptacle separately.

Loctite is a trademark of Henkel AG & Company KGaA

Track and Accessories

Part No.	Description	Includes
Mounting slug method		
3818, 3819 3820	Track Mounting Kit	(a) 19 x mounting slugs 19 mm (3/4"); (b) 1 x connector slug 67 mm (2 5/8"); (c) 2 x tubes blue Loctite® (d) 21 x HFS1009 flathead screws 4 x 20 mm.
3821, 3822 3823	Screwpin Endstop Kit	(a) 1 x 152 mm (6") end track with screwpin stop; (b) 1 x flathead screw HFS948 4 x 25 mm; (c) 1 x topstop; (d) 2 x HFS1009 flathead screws 4 x 20 mm; (e) 1 x mounting slug 19 mm (3/4"); (f) 1 x tube blue Loctite®.
3817	Track	Section length: 2.05 m (6'8 7/8"). Number track sections vary according to luff length of mainsail.
Drill & tap method		
3837	Screwpin Endstop Kit	(a) 1 x 152 mm (6") end track with screwpin stop; (b) 1 x 2711 splice link; (c) 1 x H-28411C endstop (d) 1 x tube blue Loctite®
2707	Track (Micro CB)	Use for masts without grooves or when slugs will not fit. Purchase stainless steel 4 mm (#8) screws separately. Do not use 3817 open-backed track. It requires mounting slugs. See page 11 for drill/tap sizes and mounting instructions.