

# Quick Service

## BATTCARS

## Standard Systems



### SERVICE AT REGULAR INTERVALS

Service is required after storage, when cars have too much friction, or if balls seem to be sliding instead of rolling. Flush with fresh water and detergent, move cars back and forth to circulate the balls, and follow with high-pressure water. Clean track grooves and then use a single drop of McLube™ OneDrop™ Ball Bearing Conditioner in each ball race.

#### Service items:

- Earth-friendly detergent
- McLube OneDrop
- Water hose

#### Inspect Carefully for:

- **Cracked, corroded, or elongated batten toggles:** Replace immediately.
- **Loose car fasteners:** Check all locknuts, cotter pins and batten receptacle screws.
- **Loose track screws or tracks out of alignment:** Run car up and down track with retrieval line.
- **Missing bearings:** See chart on back for replacement ball bearings.
- **Bent wire clip (CB only):** Check that the ball retaining wire clip is not visibly damaged. See chart on back for replacement wire clips. **Replacement CB Cars will not roll on older track.** CB cars require a groove in the track for the car's ball retaining wire.

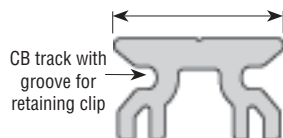
Find specific information at [www.harken.com/manuals](http://www.harken.com/manuals).



## PART IDENTIFICATION

### Method

1. If you only need to determine system size, simply measure the top of the track and use the Car and Track Widths chart below.
2. To identify a particular slider or ball bearing car, measure the car body width (not including stud toggle or batten receptacle) to the nearest few millimeters or 1/16 of an inch to determine system size.
3. If it is a System A, B, or C, check for black endcaps covering the short sides of the car. They are visibly different from the rest of the car body and are attached with 2 screws. Endcaps indicate an earlier non-captive bearing (non-CB) design.
4. Use the Car Length column in the Car Identification & Ball/Becket Replacement chart on back.



### Dealer Replaceable Parts (continued)

Some Harken®-supplied Battslide® components (see chart)

Clevis pins (similarly sized off-the-shelf pins are usually compatible)

Ball loaders for non-captive bearing CB cars (see chart)

### Endcap Sets

Used on cars earlier than CB models

System size	Description	Part No.
A	Plastic	HSB78
B	Plastic	HMR3
B	Aluminum	HC1653
C	Plastic	HBB48
C	Aluminum	HC289



### Ball Loaders

Used on cars earlier than CB models

System size	Description	Part No.
A	Ball loader	HSB116
B	Ball loader	HMR2
C	Ball loader	HBB1



### Car and Track Widths

System size	Slider car		Ball bearing car		Track	
	in	mm	in	mm	in	mm
AA	1	25	1 <sup>1</sup> / <sub>16</sub>	40	1/2	13
A	1 <sup>3</sup> / <sub>8</sub> ; low-load 1 <sup>1</sup> / <sub>4</sub>	35; low-load 32	2 <sup>1</sup> / <sub>4</sub>	57	7/8	22
B	1 <sup>11</sup> / <sub>16</sub>	42	2 <sup>3</sup> / <sub>4</sub>	70	1 <sup>1</sup> / <sub>16</sub>	27
C	—	—	3 <sup>3</sup> / <sub>8</sub>	85	1 <sup>1</sup> / <sub>4</sub>	32

## SERVICEABILITY

### Dealer Replaceable Parts

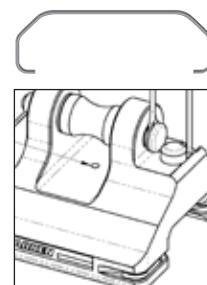
All track components

Car components including bearings, becketts, endcaps, and CB wire clips (see charts)

Harken Battcar receptacles

### CB Wire Clips

Track width	System size	Car length		Clip length (installed)		Part No. (order 2)
		in	mm	in	mm	
13 mm	AA	2 <sup>3</sup> / <sub>16</sub>	56	2.15	55	H-33629A
	A	2 <sup>1</sup> / <sub>4</sub>	57	2.27	58	H-39062A
	A	2 <sup>1</sup> / <sub>4</sub>	57	2.24	57	H-36239A
22 mm	A	2 <sup>1</sup> / <sub>8</sub>	73	2.87	73	H-30291A
	B	2 <sup>3</sup> / <sub>16</sub> *	68*	2.72	69	H-35582A
	B	4 <sup>1</sup> / <sub>4</sub>	108	4.23	107	H-33989A
27 mm	B	5 <sup>3</sup> / <sub>16</sub>	132	5.17	131	H-33990A
	C	3 <sup>3</sup> / <sub>4</sub>	96	3.70	94	H-35643
	C	5 <sup>3</sup> / <sub>8</sub>	136	5.31	135	H-35629A
32 mm	C	9 <sup>1</sup> / <sub>8</sub>	231	9.05	230	H-37506B



\*Look for dimple in center. If no dimple, replace car

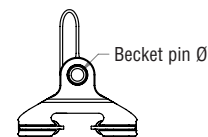
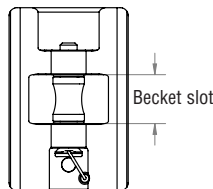
# Quick Service

## BATTCARS

## Standard Systems

### CAR IDENTIFICATION & BALL/BECKET REPLACEMENT

Use chart to find becket and ball bearing replacements if you know either the part number or certain measurements. The Car Length column can be used to identify different cars within a particular family.



System Size	Identify your car			Ball Bearing Replacement						Becket Replacement			
	Car Part No.	Description	Car Length in mm	Ball material	Balls per car	Balls per set	Ball Ø in mm	Ball Part No.	Becket Slot in mm	Becket pin Ø in mm	Becket Part No.		
AA	3813	CB headboard	5 3/16 132	Torlon®	40	20	3/16 5	2708	—	—	—		
	3814	Slider intermediate	1 3/4 44	—	—	—	—	—	3/4 19	0.197 5	H-35322A		
	3815	CB intermediate	2 3/16 56	Delrin®	40	20	3/16 5	2708	3/4 19	0.197 5	H-35322A		
	3816	CB Battcar	2 3/16 56	Torlon®	40	20	3/16 5	2708	—	—	—		
A	3811	CB headboard	8 3/8 213	Torlon®	60	21	1/4 6	177	—	—	—		
	3812	CB intermediate	2 1/4 57	Torlon®	32	21	1/4 6	177	3/4 19	0.197 5	H-35322A		
	3828	Slider intermediate	1 3/4 44	—	—	—	—	—	3/4 19	0.197 5	H-35322A		
	3829/3830	CB Battcar	2 7/8 73	Delrin®/Torlon®*	40	21	1/4 6	176/177*	—	—	—		
	3831	CB Battcar	2 7/8 73	Delrin®/Torlon®*	40	21	1/4 6	176/177*	3/4 19	0.197 5	H-35322A		
	1792/1807	Non-CB headboard	3 5/8 92	Torlon®	52	21	1/4 6	177	—	—	—		
	1777	Slider intermediate	2 51	—	—	—	—	—	3/4 19	0.197 5	H-35322A		
	1894	Non-CB intermediate	2 1/8 54	Delrin®/Torlon®*	30	21	1/4 6	176/177*	3/4 19	0.188 4.76	H-SB113		
	1976/1944 1825/1901	Non-CB Battcar	3 76	Delrin®/Torlon®*	40	21	1/4 6	176/177*	—	—	—		
	1977	Non-CB Battcar	3 76	Delrin®/Torlon®*	40	21	1/4 6	176/177*	3/4 19	0.188 4.76	H-SB26		
	3852	CB headboard	10 1/2 267	Torlon®	60	25	5/16 8	1526	—	—	—		
	B	3863	CB intermediate	2 3/16 68	Delrin®/Torlon®*	28	25	5/16 8	1583/1526*	3/4 19	0.188 4.76	H-SB26	
3836		Slider intermediate	2 3/16 56	—	—	—	—	—	3/4 19	0.188 4.76	H-SB26		
3856/3857/3879		CB Battcar	4 5/16 109	Delrin®/Torlon®*	45	25	5/16 8	1583/1526*	—	—	—		
3859		CB Battcar	4 5/16 109	Delrin®/Torlon®*	48	25	5/16 8	1583/1526*	1 26	0.394 10	H-39069A		
3860		CB reef car	5 3/16 132	Delrin®/Torlon®*	60	25	5/16 8	1583/1526*	1 26	0.394 10	H-39069A		
1973		Non-CB headboard	4 3/8 111	Torlon®	48	25	5/16 8	1526	—	—	—		
1978/1946 1794/1826/1902		Non-CB Battcar	3 13/16 97	Delrin®/Torlon®*	40	25	5/16 8	1583/1526*	—	—	—		
1979		Non-CB Battcar	3 13/16 97	Delrin®/Torlon®*	40	25	5/16 8	1583/1526*	—	—	—		
1895		Non-CB intermediate	2 3/4 70	Delrin®/Torlon®*	30	25	5/16 8	1583/1526*	7/8 22	0.25 6.35	H-SB28		
1980		Non-CB Battcar	3 3/16 97	Delrin®/Torlon®*	40	25	5/16 8	1583/1526*	7/8 22	0.25 6.35	H-SB29		
C		3867	CB headboard	18 5/8 473	Torlon®	90	25	3/8 10	547	—	—	—	
		3871	CB intermediate	3 3/4 96	Torlon®	34	25	3/8 10	547	1 26	0.394 10	H-39069A	
	3868/3869/3870	CB Battcar	5 3/8 136	Torlon®	50	25	3/8 10	547	—	—	—		
	3872	CB Battcar	5 3/8 136	Torlon®	50	25	3/8 10	547	1 3/8 35	0.472 12	H-42227		
	3873	CB reef car	9 1/8 231	Torlon®	90	25	3/8 10	547	1 3/8 35	0.472 12	H-42227		
	1782	Non-CB headboard	5 1/2 140	Torlon®	50	25	3/8 10	547	—	—	—		
	1785	Non-CB intermediate	4 102	Torlon®	36	25	3/8 10	547	1 1/16 27	0.313 7.94	H-MR25		
	1784/1795/1827 1828/1829/1903	Non-CB Battcar	4 3/4 121	Torlon®	42	25	3/8 10	547	—	—	—		

\*Torlon® used on all high-load "HL" cars.

### HC7537 RETROFIT SYSTEM A/B BATTSIDE® 10 MM ELBOW JOINT

The elbow fittings on Schaefer's® Battslide are no longer available and they do not have repair parts. In order to supply existing systems with a fix, we have the HC7537 toggle fitting with 10 mm stud. Customers can purchase a 10 mm nosepiece for the receptacle from Schaefer® or they can buy a new receptacle to accept a 10 mm stud from: Bainbridge® Sailman™, Rutgerson, Antal or North Sail's® new Parco fitting.



Bainbridge® is a registered trademark of Bainbridge International Ltd.; Battslide® is a registered trademark of Schaefer Marine, Inc.; Delrin® is a registered trademark of E. I. du Pont de Nemours and Company or its affiliates.; North Sails® is a registered trademark of North Sails Group LLC. OneDrop™ is a registered trademark of McGee Industries, Inc.; Sailman™ is a trademark of Bainbridge International Ltd.; Schaefer® is a registered trademark of Schaefer Equipment Co. Corporation.; Torlon® is a registered trademark of Solvay Advanced Polymers.

**HARKEN®**  
INNOVATIVE SAILING SOLUTIONS