

HARKEN®

INSTALLATION SHEET

Traveler Endstop Set

Small Boat: 173/174/263/264/446

Fits Track: 373, 374, 2720, 2721, 2725, 2751

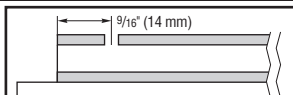
1251 East Wisconsin Avenue • Pewaukee, WI 53072 U.S.A.

Telephone: (262) 691-3320 • Fax: (262) 691-3008


Web: www.harken.com • Email: harken@harken.com

173/174 Light Duty Endstops

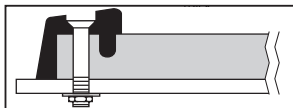
Use $1\frac{3}{64}$ " (5.5 mm) drill bit to drill hole through top surface of track only, $\frac{9}{16}$ " (14 mm) from end of track.



Push on endstop. Use endstop screw hole as positioning guide to drill second hole. Use $1\frac{3}{64}$ " (5.5 mm) drill bit. Drill through track.

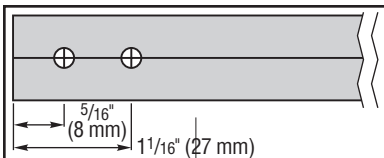


Use a #10-32 (5 mm) flathead machine screw. Thru-bolt endstop.

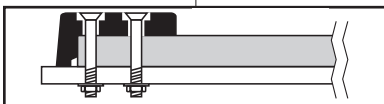


263/264 Heavy-Duty Endstops

Use $1\frac{3}{64}$ " (5.5 mm) drill bit.
Drill two holes, $\frac{5}{16}$ " (8 mm) and $1\frac{1}{16}$ " (27 mm) from end of track.



Use two #10 (5 mm) flat head machine screws. Thru-bolt endstop.



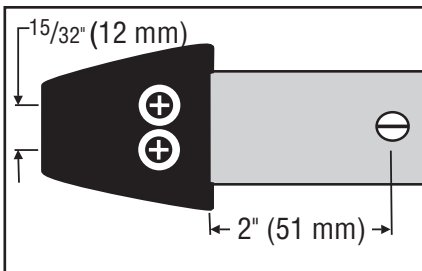
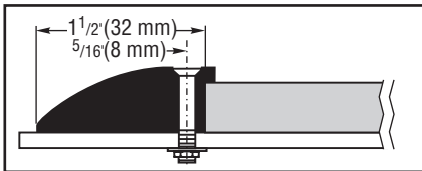
446 Line Shedding Endstops



Use $13/64$ " (5.5 mm) drill bit.
Position endstop. Use end-stop screw holes as position guides to drill fastener holes.

Use two #10 (5 mm) flat head machine screws.
Thru-bolt endstop.

Note: track fastening hole must be within 2" (51 mm) of track end. You may need to cut both ends of track so outer holes are close enough.



Maintenance

Keep traveler cars clean by frequently flushing with fresh water. Periodically clean cars by squirting a detergent/water solution into car's center openings. Roll car back and forth to distribute evenly and then flush bearings with fresh water. This maintenance is very important, particularly when cars haven't been in use.

Do not use spray lubricants because ball bearings may skid instead of roll. If you use a light machine oil such as 3-in-1, use only a single drop in each ball race. Too much oil attracts dirt.

Clean track with detergent and water.

Frequently inspect shackles and control block fittings for signs of fatigue. Make sure every installation includes Harken track end stops. Arrange control tackle so cars do not hit end stops under load.

Warranty

See the Harken catalog for full maintenance and warranty information.