

HARKEN®

INSTALLATION SHEET

548, 562 Traveler Endstop Set

Fits Track: 1846, 3154, 3155, 3156, 3159, 3162

1251 East Wisconsin Avenue • Pewaukee, WI 53072 U.S.A.

Telephone: (262) 691-3320 • Fax: (262) 691-3008

Web: www.harken.com • Email: harken@harken.com

Through-Bolt 548/562 Endstops

Use $2\frac{1}{64}$ " (8.5 mm) drill bit.

Drill holes through track.

**1846, 3154, 3155,
3159, 3162:**

$\frac{3}{8}$ " (9 mm) and $1\frac{7}{16}$ "
(36 mm) from end.

3156:

$\frac{9}{16}$ " (14 mm) and $1\frac{5}{8}$ "
(41 mm) from end.

Use two $\frac{5}{16}$ " (8 mm) flat-
head machine screws.

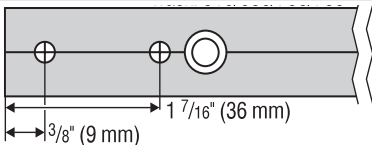
Through-bolt endstop using
washers and locknuts.

**Note: Bolt track down and
place traveler car on track
before securing endstops.**

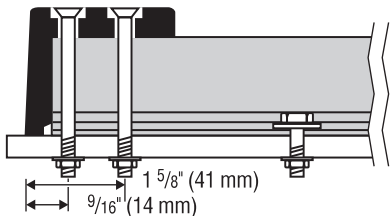
Drill Bit: $2\frac{1}{64}$ " (8.5 mm)



3154, 3155, 3159, 3162 Track



3156 Track

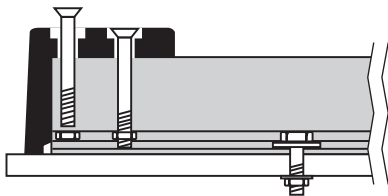


562: Slide Track Mounting (3156 Track Only)

Slip two $\frac{5}{16}$ " (8 mm) hex nuts into the channel in under surface of track.

Use $\frac{5}{16}$ -18 x $2\frac{1}{2}$ " (8 mm x 63 mm) flathead stainless steel machine screws. Fasten endstop to track.

3156 Track



Inspect

Frequently inspect shackles and control block fittings for signs of fatigue and replace as necessary. Make sure every installation includes Harken track end stops. Arrange control tackle so cars do not hit end stops under load.

Maintenance

Traveler Cars: Clean by frequently flushing with fresh water. Periodically clean car by squirting a detergent/water solution into center openings. Roll car back and forth to distribute evenly then flush bearings with fresh water.

Do not use spray lubricants because ball bearings may skid not roll. Apply one to two drops of McLube® OneDrop™ to ball contact surfaces of track. Roll car back and forth through OneDrop™ several times to distribute onto bearings. Wipe remaining OneDrop™ off track. OneDrop™ is preferred but you can also use one to two drops of a light machine oil, such as 3-in-1. Too much oil attracts dirt.

Track: Clean with detergent and water.

Important: Exposure to some teak cleaners and other caustic solutions can result in discoloration of part and is not covered under the Harken warranty.

Warranty

For additional safety, maintenance and warranty information see www.harken.com or the Harken® catalog.