

HARKEN®

INSTALLATION SHEET

Traveler Endstop Set

Midrange: 1522, 1523

Fits Track: 1602, 1610, 1616, 1617, 1618

1251 East Wisconsin Avenue • Pewaukee, WI 53072 U.S.A.

Telephone: (262) 691-3320 • Fax: (262) 691-3008

Web: www.harken.com • Email: harken@harken.com

Thru-Bolting Endstops

Use $17/64"$ (6.5 mm) drill bit.

Drill two holes through track, $5/16"$ (8 mm) and $1\ 3/16"$ (30 mm) from end.

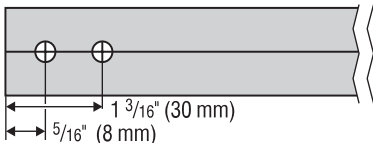
Use two $1/4"$ (6 mm) flat-head machine screws.

Thru-bolt endstop.

Drill Bit: $17/64"$ (6.5 mm)



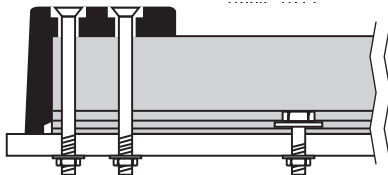
1602, 1616, 1617, 1618 Track



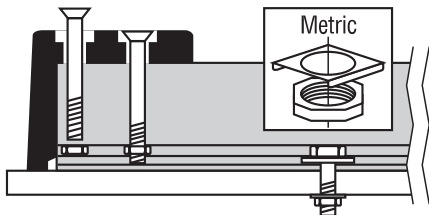
Note: bolt track down and place traveler car on track before securing endstops.



Tip 1618/1610 Track:
Be sure to slide appropriate number of track mounting bolts with slides and traveler car onto track before securing endstops.



Alternate Method (1618/1610 Track Only)



Slip two $\frac{1}{4}$ " (6 mm) hex nuts into channel under surface of track.

Metric: Slip metric spacer (provided with 1618/1610 track) over each 6 mm nut. Slide onto track channel.

1618: Use $\frac{1}{4}$ -20 x $1\frac{3}{4}$ " (6 mm x 45 mm) flathead stainless steel machine screws.

1610: Use $\frac{1}{4}$ -20 x $\frac{3}{4}$ " (6 mm x 20 mm) flathead stainless steel machine screws.

Fasten endstop to track.

Maintenance

Keep traveler cars clean by frequently flushing with fresh water. Periodically clean cars by squirting a detergent/water solution into car's center openings. Roll car back and forth to distribute evenly and then flush bearings with fresh water. This maintenance is very important, particularly when cars haven't been in use.

Do not use spray lubricants because ball bearings may skid instead of roll. If you use a light machine oil such as 3-in-1, use only a single drop in each ball race. Too much oil attracts dirt.

Clean track with detergent and water.

Frequently inspect shackles and control block fittings for signs of fatigue. Make sure every installation includes Harken track end stops. Arrange control tackle so cars do not hit end stops under load.

Warranty

See Harken catalog for full maintenance and warranty information.