

HARKEN®

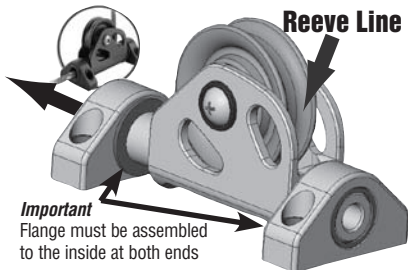
INSTALLATION SHEET

1987/1989/3122/3194 Flip-Flop Blocks

1251 East Wisconsin Avenue • Pewaukee, WI 53072 U.S.A.

Telephone: (262) 691-3320 • Fax: (262) 691-3008

Web: www.harken.com • Email: harken@harken.com



WARNING! To achieve maximum working load mount using four (4) fasteners, backing plates, washers and locknuts in all four (4) holes.

Mount using (SH) Sockethead Cap Screws

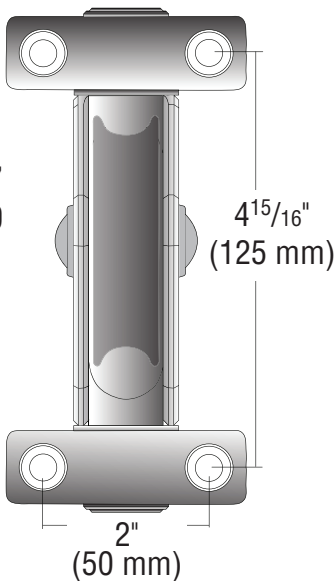
3122/3194

4¹/₄" (6 mm)

1987/1989

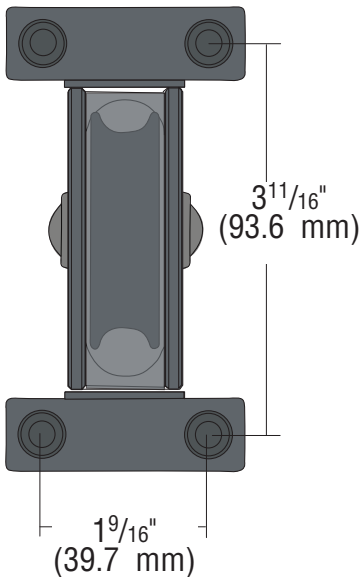
4⁵/₁₆" (8 mm)

#1987
#1989



Note: Do not use as a drilling template.

#3122
#3194



Note: Do not use as a drilling template.

Maintenance

Harken® equipment requires minimal maintenance, but some is required to give the best service and to comply with the Harken® limited warranty.

It is important aspect to keep equipment clean by frequently flushing with fresh water. In corrosive atmospheres, stainless parts may show discoloration around holes, rivets and screws. This is not serious and may be removed with a fine abrasive.

Important: Exposure to some teak cleaners and other caustic solutions can result in discoloration of part and is not covered under the Harken warranty.

Warranty

For additional safety, maintenance and warranty information see www.harken.com or the Harken® catalog.

Printed in USA. 4277/5-10